Printable Ruler and Print Scale Check

Print this A4 page at Actual size or 100%, with Fit to page and Scale to fit turned off. Then measure the square with a real ruler.



1 inch square



2 cm square

If the 1-inch square measures exactly 1 inch across and down, your printer prints at 100%.

Inches, marked every 1/16 inch

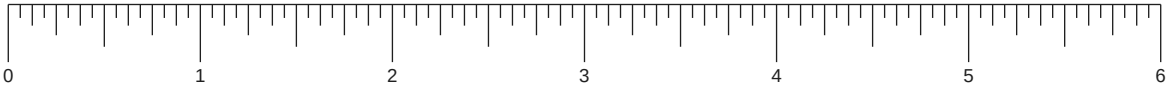

Centimeters, marked every millimeter

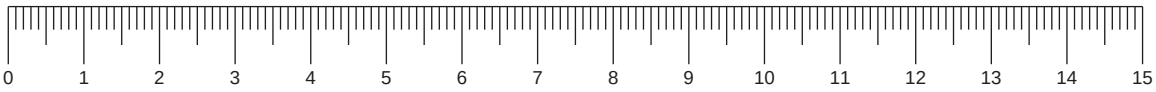

If something measures wrong

Too small or too large: turn off Fit to page, Shrink oversized pages or Scale to fit, and choose Actual size or 100% in the print dialog.

Wrong in one direction only: make sure the paper size in the print dialog matches the paper in the printer (A4).

When this page measures right, print your Print Sheet with the same settings.